














ONE MORE

Directions:












- Each person should have a different colored items to mark squares.
- The first player rolls and covers the number or dots that are "One More" than the number rolled.
- The next player does the same. The game continues until someone gets 5 in a row.

2			5	6
	4		3	
		6		7
7		5		4
	3		2	

ONE LESS

Directions:

- Each person should have a different colored items to mark squares.
- The first player rolls and covers the number or dots that are "One Less" than the number rolled.
- The next player does the same. The game continues until someone gets 5 in a row.

2			5	6
	4		3	
		6		0
0		5		4
	3		2	

SCHOOL TIME YAHTZEE



2	
3	
4	
5	
6	
7	
8	
9	
10	
11	
12	

Travis USD

SCHOOL TIME YAHTZEE



2	
3	
4	
5	
6	
7	
8	
9	
10	
11	
12	

Travis USD

Clear the Board

2	3	4	5	6	7	8	9	10	11	12			

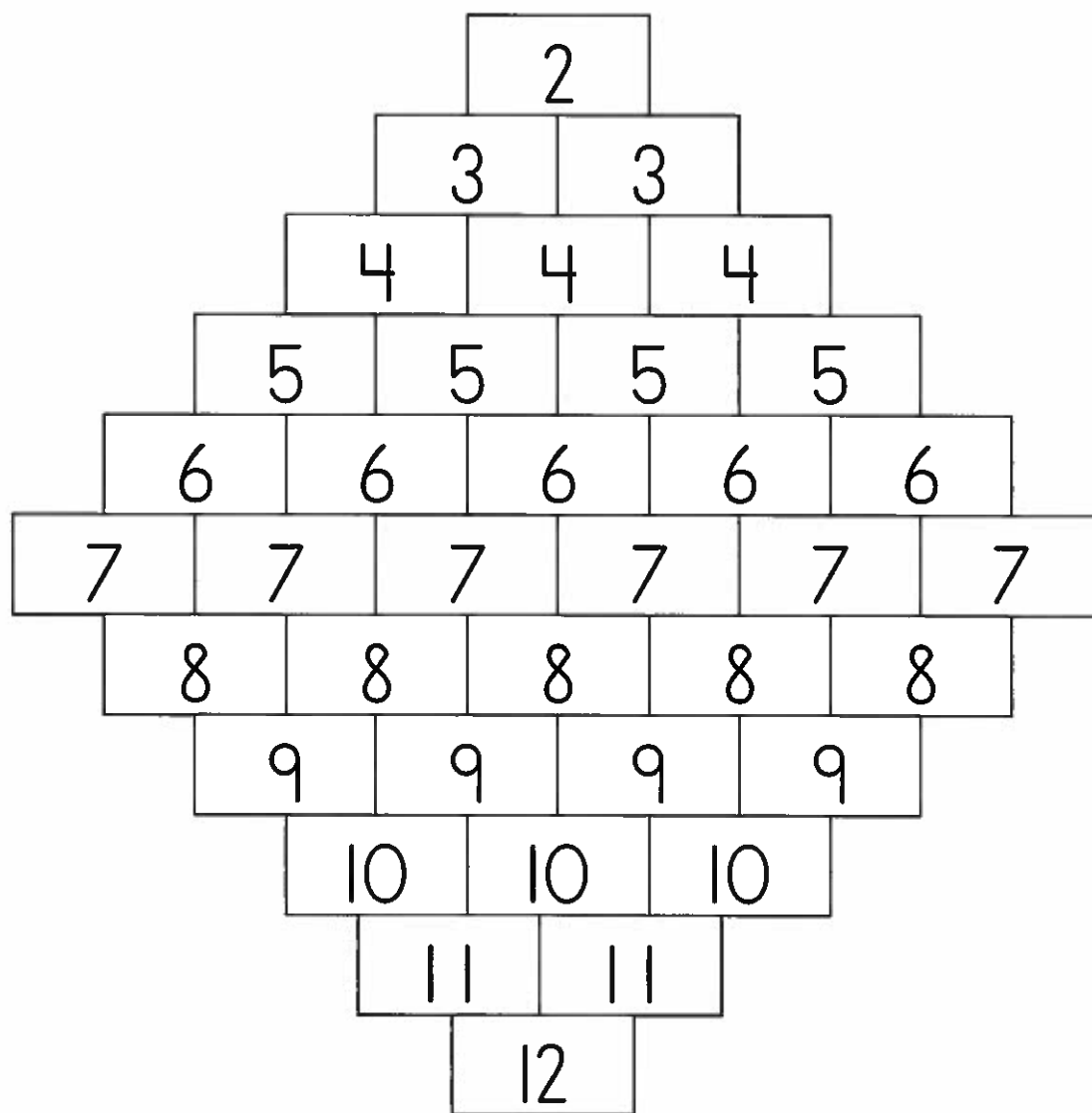
----- Cut -----

Clear the Board

2	3	4	5	6	7	8	9	10	11	12			

ADDITION CROSSOUT

Roll 2 dice. Cross out the sum. The last person to cross out a number is the WINNER!



Shape Fill In Game

Materials needed: 1 game sheet, 2 different color crayons, and 1 die

- Directions: The youngest player rolls first.
- Player 1 rolls and colors in the same number of sections as he/she rolled.
- Player 2 rolls and colors in the same number of sections with a different color as he/she rolled.
- Continue playing until the shape is filled in.
- Player with the most sections colored in is the winner!
- Challenge play: Have players add or subtract 1 or 2 from the number rolled and color in that many squares. Also, can play using 2 dice and adding the sums.

